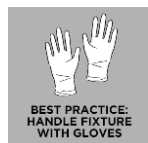




# WYLLIS SMALL, MEDIUM & ACCENT TABLE LAMPS

KWTB32727; KWTB32627; KWTB32827

## General Product Information



## Safety Information

### IMPORTANT SAFETY INSTRUCTIONS

This portable lamp has a polarized plug (one blade is wider than the other) as a safety feature to reduce the risk of electric shock. This plug will fit in a polarized outlet only one way. If the plug does not fit fully in the outlet, reverse the plug. If it still does not fit, contact a qualified electrician. Never use with an extension cord unless plug can be fully inserted. Do not attempt to defeat this safety feature.



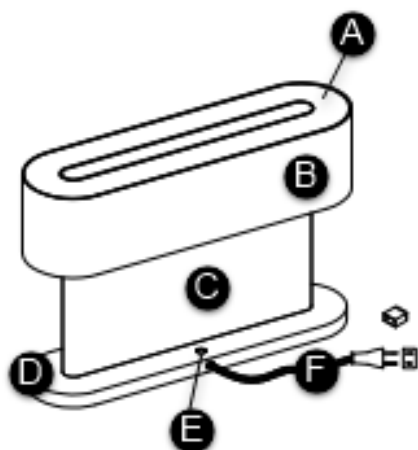
Turn off electrical current at the source before working with any lighting fixture or portable lamp.

Install and use this product in adherence with local electrical codes and regulations.

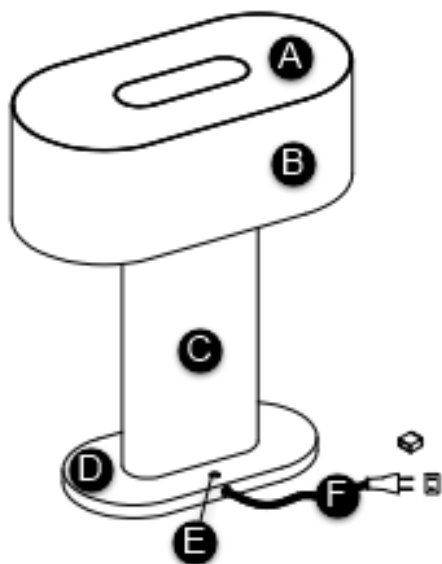


## FIXTURE PARTS

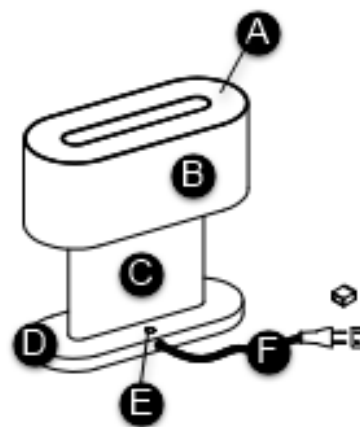
- A. LED
- B. Lamp Shade
- C. Stem
- D. Lamp Base
- E. Touch Switch
- F. Power Cord with Polarized Plug



KWTB32727



KWTB32627



KWTB32827

## INSTRUCTIONS

1. Remove the lamp and all its parts from the packaging.
2. Plug the fixture into a functioning electrical outlet to test its functioning.
3. Use the touch-sensitive switch to change the brightness settings and to turn the lamp on/off.